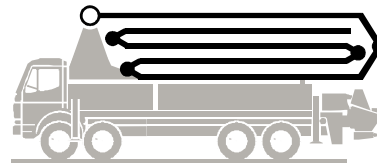


Truck-mounted concrete pump

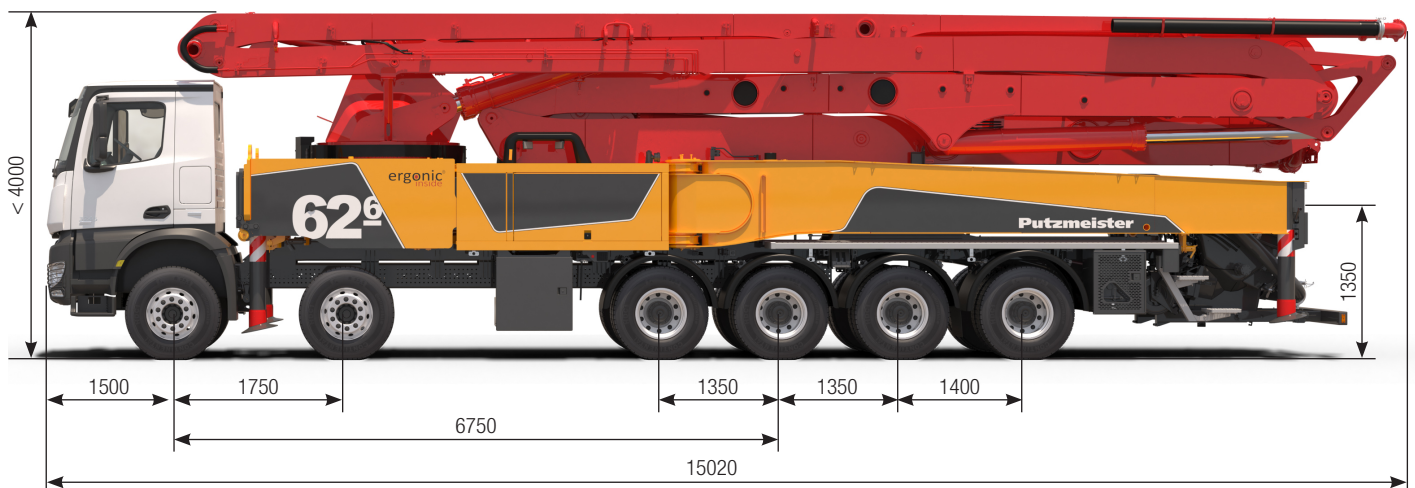
BSF 62-6.16 H

Output up to 190 m³/h
 Delivery pressure up to 130 bar*



.17 i LS
 .19 i LS

ergonic[®]
 inside **3**



Note: Standard version. Dimensions and weights depend on truck, pump model and equipment.
 Dimensions in mm, MB-Arocs 6553 12x4 R6750 E6.
 For illustration only.

Technical data

Boom M 62-2			
Sections			6
Reach height	m		61.1 ¹⁾
Horizontal reach	gross	m	57.1
	net	m	52.4
Reach depth max.	m		44.3
Unfolding height	m		23.0
End hose length	m		3
Folding system			RZ
Delivery line			DN 125/117 ²⁾

Pump		BSF	.16 H	.17 i LS	.19 i LS
Rod side	Output	m ³ /h	160	-	-
	Delivery pressure	bar	85	-	-
	Strokes	1/min.	31	-	-
Piston side	Output	m ³ /h	108	170	190
	Delivery pressure	bar	130	85	85
	Strokes	1/min.	21	27	30
	Delivery cylinder	Ø mm	230	250	250
	Stroke	mm	2100	2100	2100

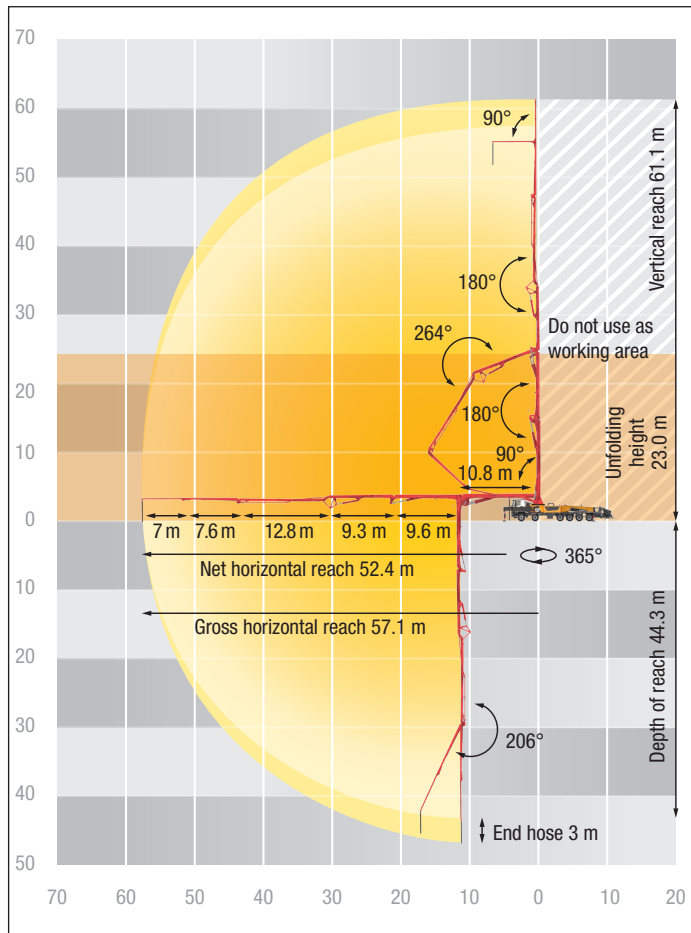
¹⁾ with endhose elbow

²⁾ Sections 1+2 DN125, sections 3 to 6 DN117

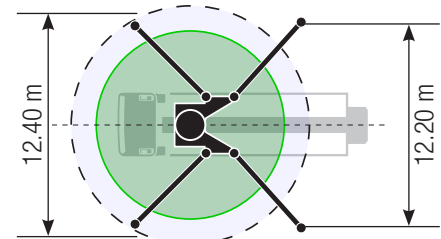
*) Delivery line boom max. 85 bar.

All data maximum theoretical.

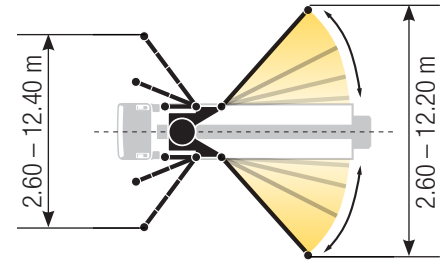
BSF 62-6 Reach information diagram, Support



Standard – Full support



iSC – Flexible support



Dimensions can differ depending on configuration.
Support width based on center of support leg.

Delivery scope Standard Line

Support

- Full support system
- Support plates (4x), in 2 magazines

Control systems

- Agitator, controllable via remote control or local
- EOC 2.0 (Ergonic Output Control)
- Ergonic 3 control system
- Ergonic Graphic Display 9.7" incl. Ergonic diagnosis interface
- Radio remote control with display

Hopper

- Agitator rotation automatic, dep. on pump direction
- Agitator safety switch off (RFID)
- Central hopper lubrication, electric
- Delivery cylinder, chrome-plated
- Hinged elbow with cleaning port
- Rubber collar on concrete hopper
- Spectacle wear plate DURO 22

- Steps left and right, zinc-plated
- S-valve transfer switchover fast/slow
- Wash-out port lid with locked slide pin

Cleaning

- Cleaning hose 8 m + 2 m incl. bracket and nozzle
- Compressed air connection, rear side
- Connection for water tank filling, both-sided
- Container for sponge balls
- Operating position at hopper to drain water pipe
- Water outlet on hopper, for small quantities (1/2")
- Water pump, 160 l/min 25 bar
- Water tank 700 l

Delivery line

- Deck delivery line in boom delivery line quality
- Delivery line PROLINE 1000 (1-layer)
- End hose 3 m DN125

Safety

- Connections for hydraulic emergency supply (boom)
- Guardrail right side
- Mushroom button for horn, yellow
- Towing eye

Lighting

- Control points lighting, LED
- Hopper lighting, LED
- Light for illumination pump and water box, LED
- Lighting of control box, LED

Miscellaneous

- Delivery note box plastic
- Hydraulic hose for replacement in hose pack
- Operating instruction and spare parts manual (1x paper, 1x CD-ROM)
- Paintwork Putzmeister Standard
- Tool kit