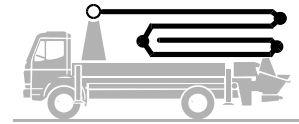


# Truck-mounted concrete pump


# BSF 28-4.11 H

Output up to 160 m<sup>3</sup>/h  
 Delivery pressure up to 130 bar



**.16 H**  
**.15 i LS**

**ergonic<sup>®</sup>**  
*inside 3*



Note: Standard version. Dimensions and weights depend on truck, pump model and equipment.  
 Dimensions in mm. Example based on Mercedes Benz Arocs 2636 with a 15 i LS core pump.  
 For illustration only.

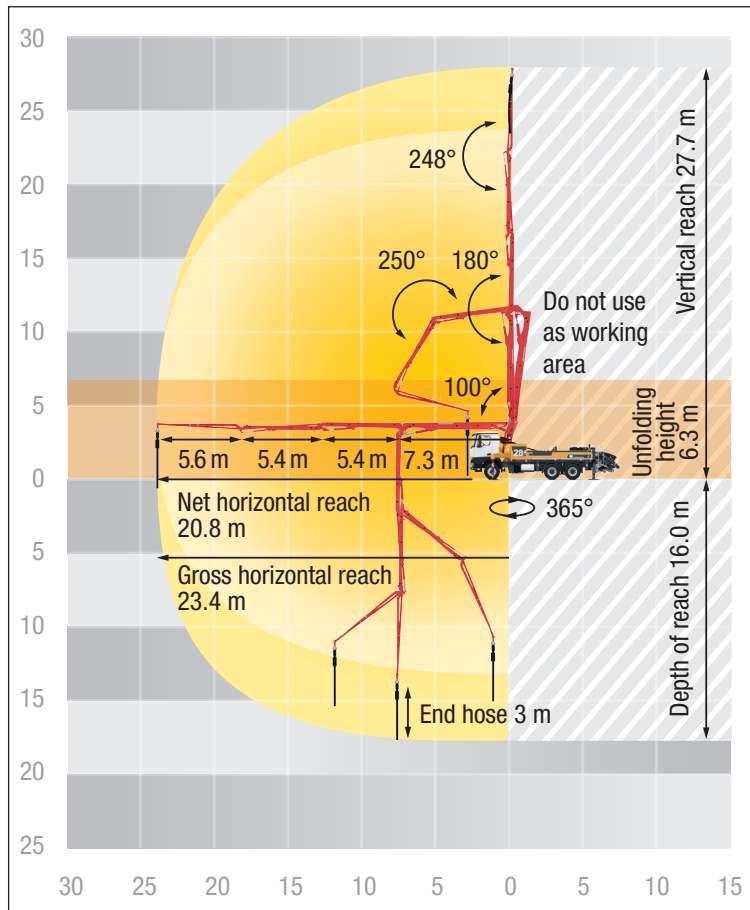
## Technical data

Boom M 28-4		
Sections		4
Reach height	m	27.7
Horizontal reach	gross	m 23.4
	net	m 20.8
Reach depth max.	m	16.0
Unfolding height	m	6.3
End hose length	m	3
Folding system		Z
Delivery line		DN 125

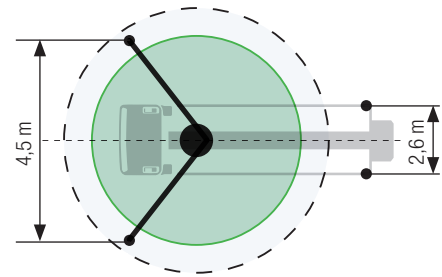
Pump		BSF	.11 H	.16 H	.15 i LS
Rod side	Output	m <sup>3</sup> /h	-	160	-
	Delivery pressure	bar	-	85	-
	Strokes	1/min.	-	31	-
Piston side	Output	m <sup>3</sup> /h	110	108	150
	Delivery pressure	bar	78	130	85
	Strokes	1/min.	32	21	24
	Delivery cylinder	Ø mm	230	230	250
	Stroke	mm	1400	2100	2100

Delivery line boom max. 85 bar. All data maximum theoretical.

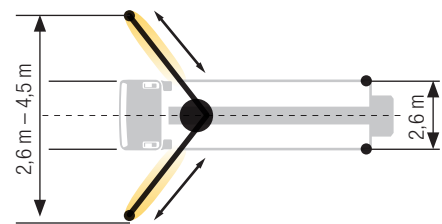
## BSF 28-4 Reach information diagram, support



### Standard – Full support



### iSC – Full-flexible support



Dimensions can differ depending on configuration.  
Support width based on center of support leg.

## Delivery scope standard equipment

<b>Support</b>	<b>Cleaning</b>	<b>Lighting</b>
Full support system	Cleaning hose 8 m+2 m incl. bracket and nozzle	Control box lighting, LED
Support plates (4x), in 2 magazines	Connection for water tank filling, both-sided	Control points lighting, LED
Swivel support plates	Water outlet on hopper, for small quantities (1/2")	Hopper lighting, LED
<b>Control systems</b>	Water pump, 160 l/min 25 bar	Light for illumination pump and water box, LED
EOC 2.0 (Ergonic Output Control)	Water tank 700 l	<b>Miscellaneous</b>
Ergonic 3	<b>Delivery line</b>	Container for sponge balls
Ergonic Graphic Display 9,7" incl. Ergonic diagnosis interface	Deck delivery line in boom delivery line quality	Delivery note box, plastic
Radio remote control with display	Delivery line (1-layer)	Operating instruction and spare parts manual (1x paper, 1x CD-ROM)
<b>Core pump / Hopper</b>	End hose 3 m DN125	Paintwork Putzmeister standard
Agitator rotation automatic, dep. on pump direction	<b>Safety</b>	Side panel right/left foldable
Agitator safety switch off (RFID)	Connections for hydraulic emergency supply (boom)	Tool kit
Central hopper lubrication, electric	Guard rail on pedestal	
Hinged elbow with cleaning port	Hand rail right side	
Spectacle wear plate DURO 22	Mushroom button for horn, yellow	
Splash guard fixed	Towing eye	
Steps left and right, zinc-plated		
Wash-out port lid with locked slide pin		

See quotation for exact serial delivery scope.  
Comprehensive range of options available on request.