


PUMI®

21-3.67 CS / Q

Truck-mounted concrete pump with mixer



		*1	*2	*3
Different dimensions for pump type	CS	9320	2175	1440
	Q	9200	2030	1350

Note: Standard version. Subject to technical modifications and errors.
Dimensions in mm, for example MB-Arocs and PUMI Q., illustration may differ.
Dimensions depending on the vehicle and pump type (see adjacent table).
Pictures contain optional equipments.

Technical data

Boom TMM 21-3			
Number of arms			3
Reach height		m	20.6
Horizontal reach	gross	m	16.9
	net	m	14.5
Reach depth max.		m	9.9
Unfolding height		m	5.6
End hose length		m	3
Folding system			Z fold (Z)
Delivery line			DN 100 – 4.5

System CS		TMP 60 CS	
Output	m ³ /h		56
Delivery pressure	bar		57
Delivery cylinder	Ø mm		230
Stroke	mm		700

System rotor		TMP 60 Q	
Output	m ³ /h		58
Delivery pressure	bar		25
Pump hose	Ø mm		125

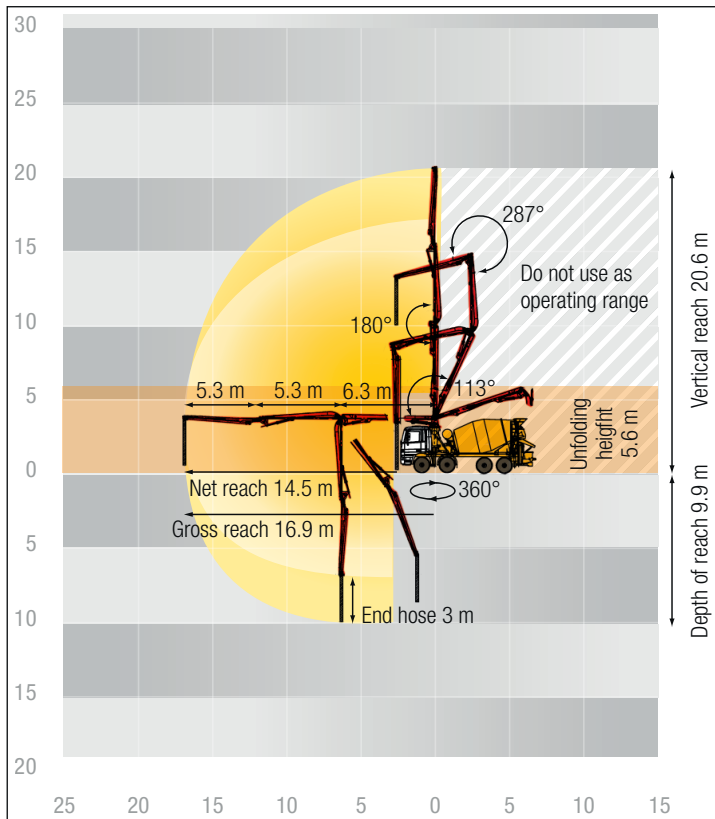
Truck mixer 7 cbm		
Nominal capacity	m ³	7
Filling ratio	%	60
Drum speed	rpm	1 – 14
Water tank	l	650

Maximum outputs of 58 m³/h and maximum concrete pressures of 57 bar may be achieved, depending on the equipment of the machine.

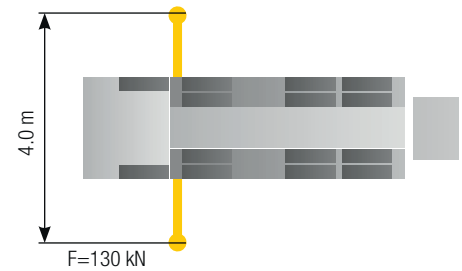
It is not possible to achieve maximum outputs and maximum concrete pressures simultaneously.

All data maximum theoretical.

Reach information diagram



Support



Delivery scope standard equipment

Agitator active while driving on jobsite	EPS (Ergonic Pump System)	Rear lights and license plate lighting, integrated in underride guard
Agitator rotation automatic, dep. on pump direction	ESC full support system	Remote control with 25m cable
Agitator safety switch off automatically (RSA), RFID controlled	Electric control box with display and ergonomic diag. interface	Rubber collar on concrete hopper
Agitator, controllable via remote control or local	End hose 3m DN100	Second drip ring on mixer drum
Alarm unit: boom not in boom cradle	Extension chute slewable, steel	Second manhole opening with additional mixer drum adjustment
Cardan shaft, maintenance-free	Faucet water tank	Splash guard over core pump (PUMI CS only)
Central lubrication hopper, electrically (PUMI CS only)	Hand working search light, unmounted	Stowage space, lockable
Central lubrication point, manually (PUMI Q only)	Holder for hammer and trowel	Support legs T 4
Chassis horn via switch box	Hopper cover, rubber	Support plates (2x), in 2 magazines
Chute adjustment hydr. mechan.	Hopper grid	Tool set incl. standard equipment
Cleaning hose 8m+2m incl. bracket and nozzle	Hopper lighting, mounted	Towing eye
Compressed air connection, rear side	Hose bracket for DN65 6x5m (for 4-axle chassis)	Underrun protection, rear side
Concrete hopper with agitator	Hydraulic hose for replacement in hose pack	User manual / spare part list certified (1x Docu box, 1x CD-ROM)
Connection for water tank filling, both-sided	Ladder, telescopic	Wash-out port lid with locked slide pin (PUMI CS only)
Control platform, rear side	License plate lighting, LED	Water supply for small quantities on hopper (1/2")
Delivery cylinder, chrome-plated (PUMI CS only)	Marker lamps lateral and rear side, LED	Water tank 650 l, pressure tank
Delivery line (1-layer) DN100	Mixer discharge automatically, level indicator controlled	Wear plates for filling and discharge hopper and slewable chute
Delivery piston "Longlife" (PUMI CS only)	Mixer drum with 4 end spiral metal sheets	
EMC (Ergonic Mixer Control)	Mudguard aluminium, rear axle	
EMC Ergonic mixer control over radio remote control	Paintwork Putzmeister Standard	
EMC mixer comfort function over display *	Platform for cleaning with drop guard	
EMC mixer control via chassis cabin without display	Radio remote control fully prop. with display	
EOC (Ergonic Output Control)		

See quotation for exact serial delivery scope.
Comprehensive range of options available on request.