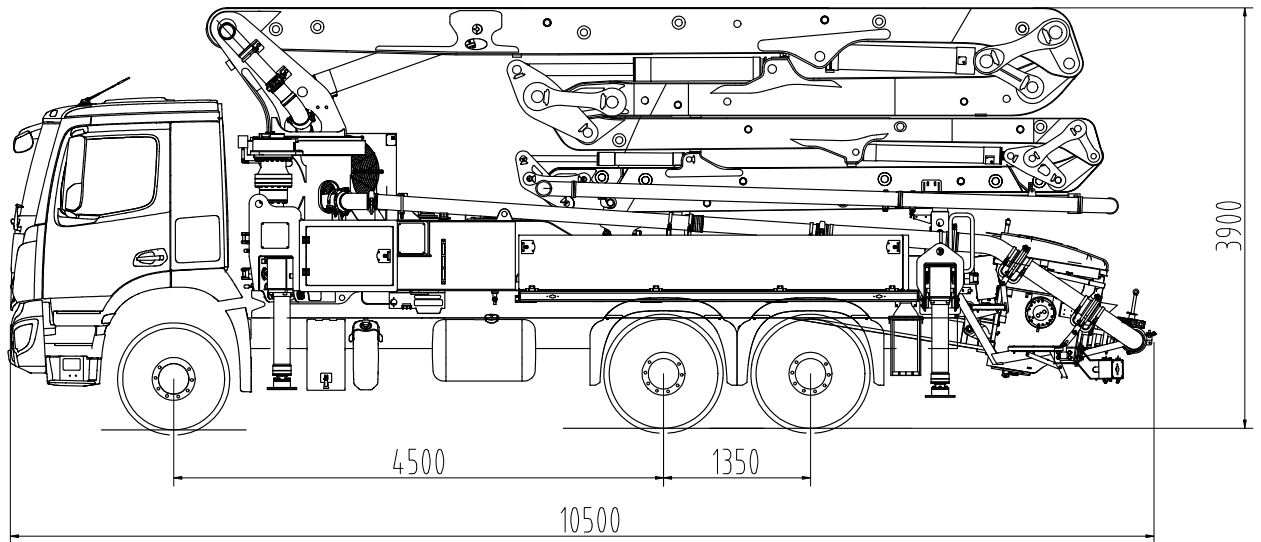


Truck-mounted concrete pump

SY32 Z5-160

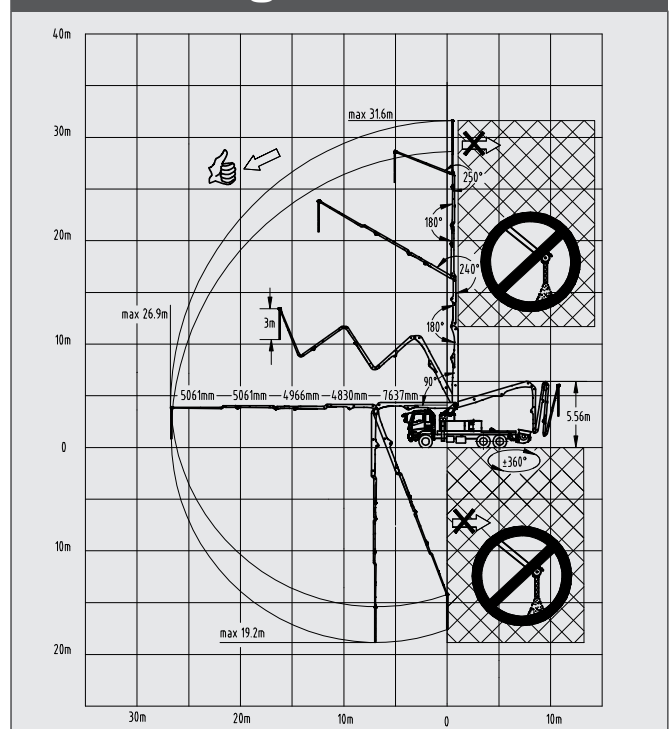


Note: Standard version. Dimensions and weights depend on truck, pump model and equipment. For illustration only.

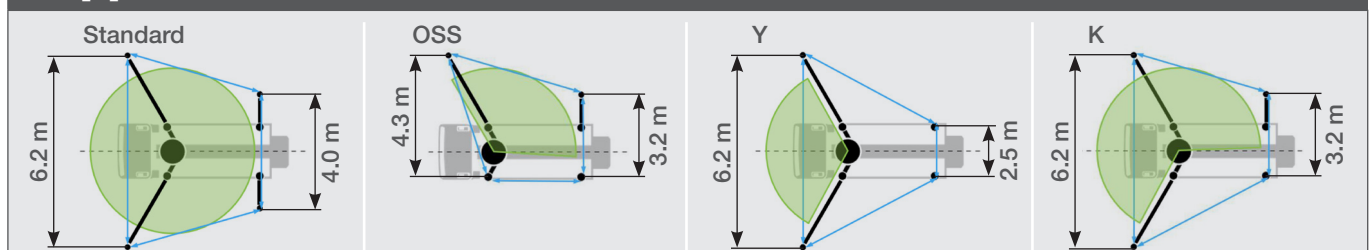
Technical data

Boom	Folding system	5-arm Z
	Vertical reach	31.6 m
	Horizontal reach	26.9 m
	Reach depth	19.2 m
	Unfolding height	5.56 m
	End hose length	3 m
Support	Outrigger spread front	6.2 m
	Outrigger spread rear	4.0 m
Dimensions	Overall length	10.5 m
	Width	2.55 m
	Height	3.9 m
Core pump	Output	155 m ³ /h
	Pressure	80 bar
	Strokes/min	33
	Delivery cylinder Ø	230 mm
	Stroke length	1900 mm

Reach diagram



Support variants



Boom delivery line max. 85 bar. All data max. theor.
Support width based on center of support leg. OSS and K left and right possible

Standard Equipment SY32 Z5-160

Chassis	Towing eye
	Transfer Gear Box
Cleaning	Water hose 10 m with holder
	Water pump 50 l/min 12 bar
	Water tank 700 l
Delivery line	2-layer delivery line – DN 125, 5.5"
	End hose 3 m DN 125, 5.5"
Hopper	Agitator safety switch off, lever switch
	Central lubrication hopper, electric
	Concrete hopper with agitator
	Hard metal wear parts kit
	Switchover cylinder diameter = 100 mm
	Vibrator on hopper grid radio remote/on-site controlled
Lighting	Side marker lamps
	Working light for illuminating hopper
Pump	Delivery cylinder chrome-plated
	Delivery piston premium
	Linear measurement system
Control System	Radio remote control proportional
	Remote control incl. 40 m cable
	SANY SYSD 10" user interface display
	SANY TTC control system
Support	Support plates (4x) in open magazine
	Swivel support plates

Safety	Chassis horn via remote control on hopper
	Cleaning steps, right & left side
	Handrail on rearstep
	Horn at the boom, button on hopper
	Rear steps, right side
Additional features	Warning device boom not in cradle
	Painting: arm assembly and delivery line in RAL 9010 Pure white
	Painting: pedestal and hopper in RAL 9010 Pure white
	Side deck aluminum, right & left with storage space
	Side panels, right & left, foldable
	Stowage box
	User manual and spare part list
EU KIT	Support Stability Control – Safety system SSC 2.0
	Additional Y and K support
	End hose with squeezing valve „drop stop“
	EU road approval KIT (markers & underrun protection)
	High-pressure cleaner

Available Options

Customer Painting in two colors (TIER 2)

See quotation for exact serial delivery scope.

Materials and specifications are subject to change without further notice in accordance with our continuous technical innovations. Photos and illustrations may include additional equipment.
All rights reserved. 2309

Putzmeister Concrete Pumps GmbH

Max-Eyth-Straße 10 · 72631 Aichtal, Germany
P.O.Box 2152 · 72629 Aichtal
Tel. +49 (7127) 599-0 · Fax +49 (7127) 599-520
pmw@putzmeister.com · www.putzmeister.com